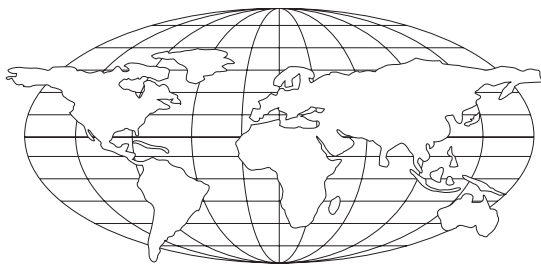
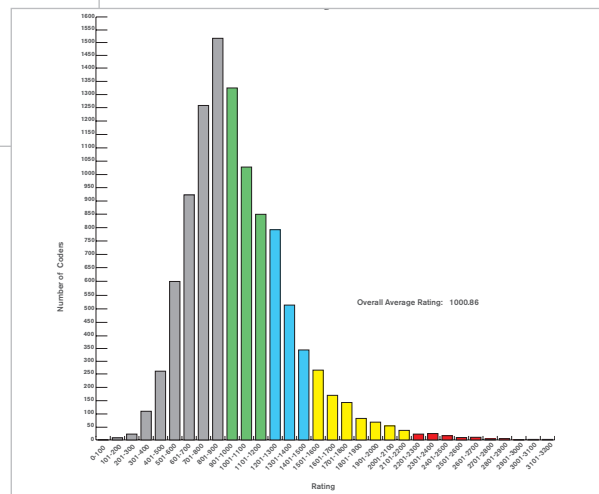
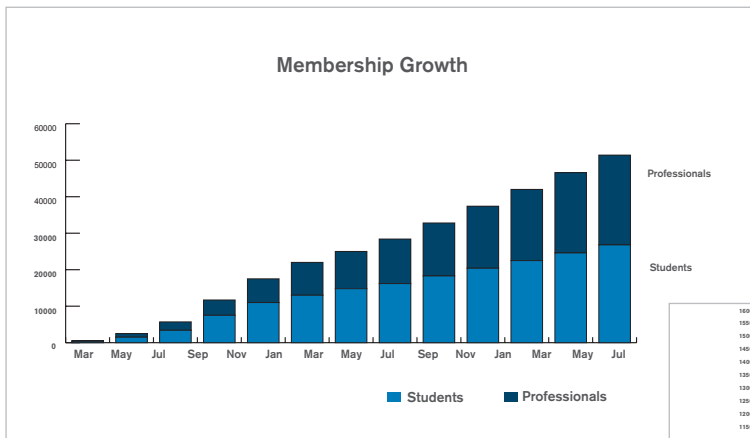


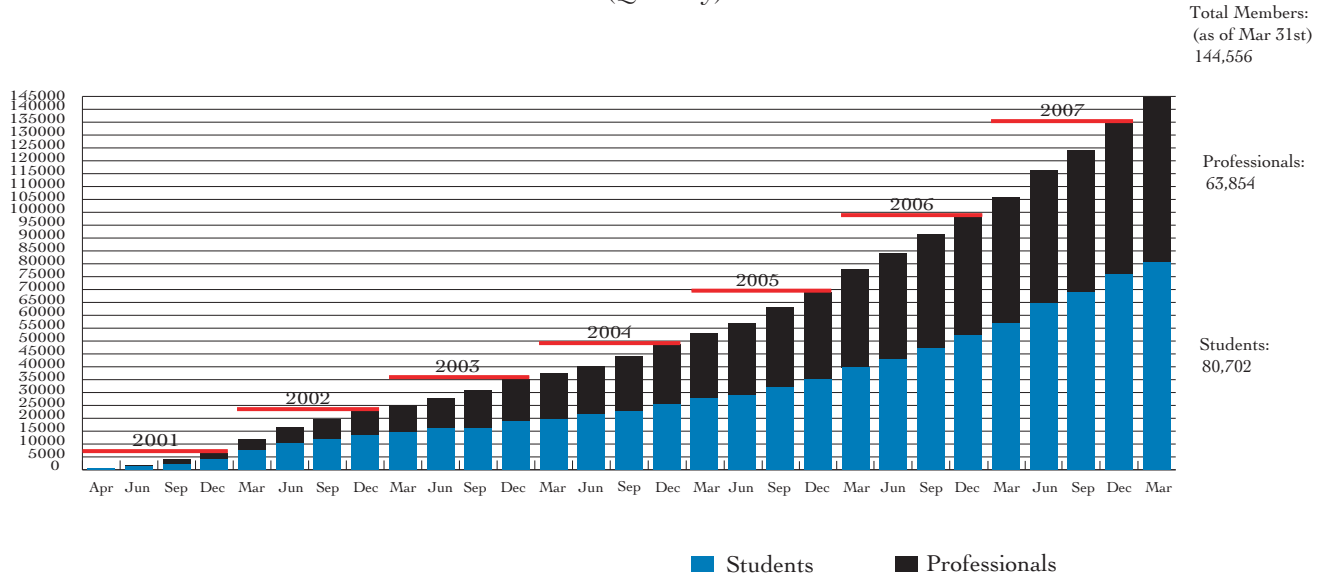
## DEMOGRAPHICS REPORT

APRIL 2008

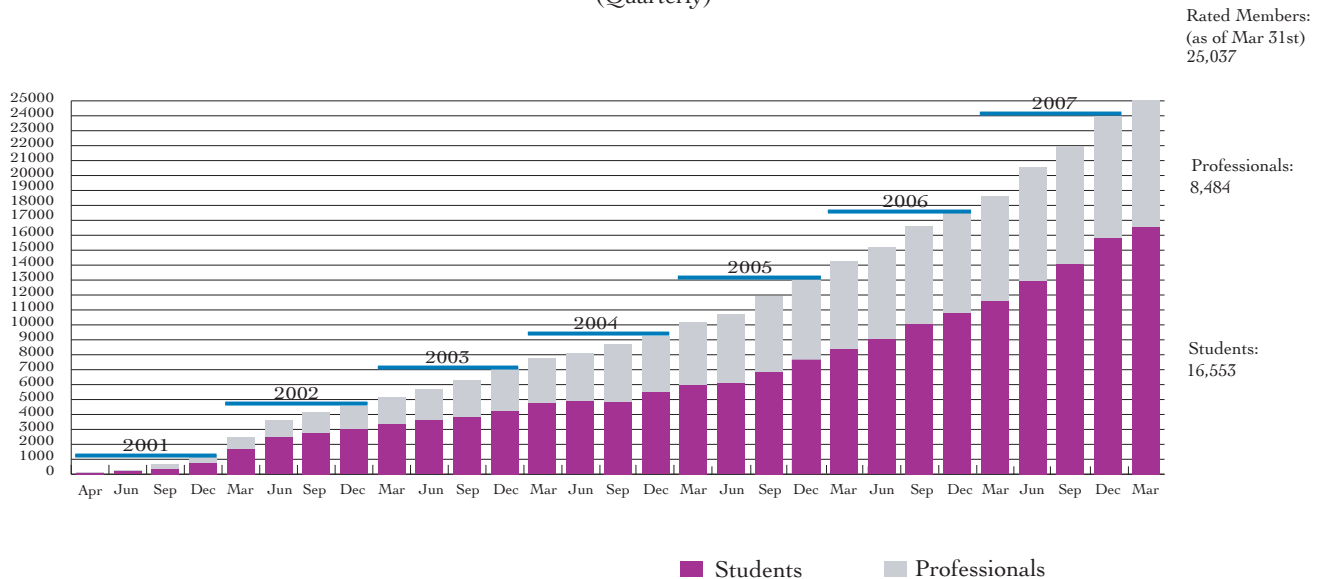


CONTINUOUSLY ATTRACTING THE TOP COLLEGIATE AND PROFESSIONAL PROGRAMMING TALENT IN THE WORLD

## Membership Growth (Quarterly)



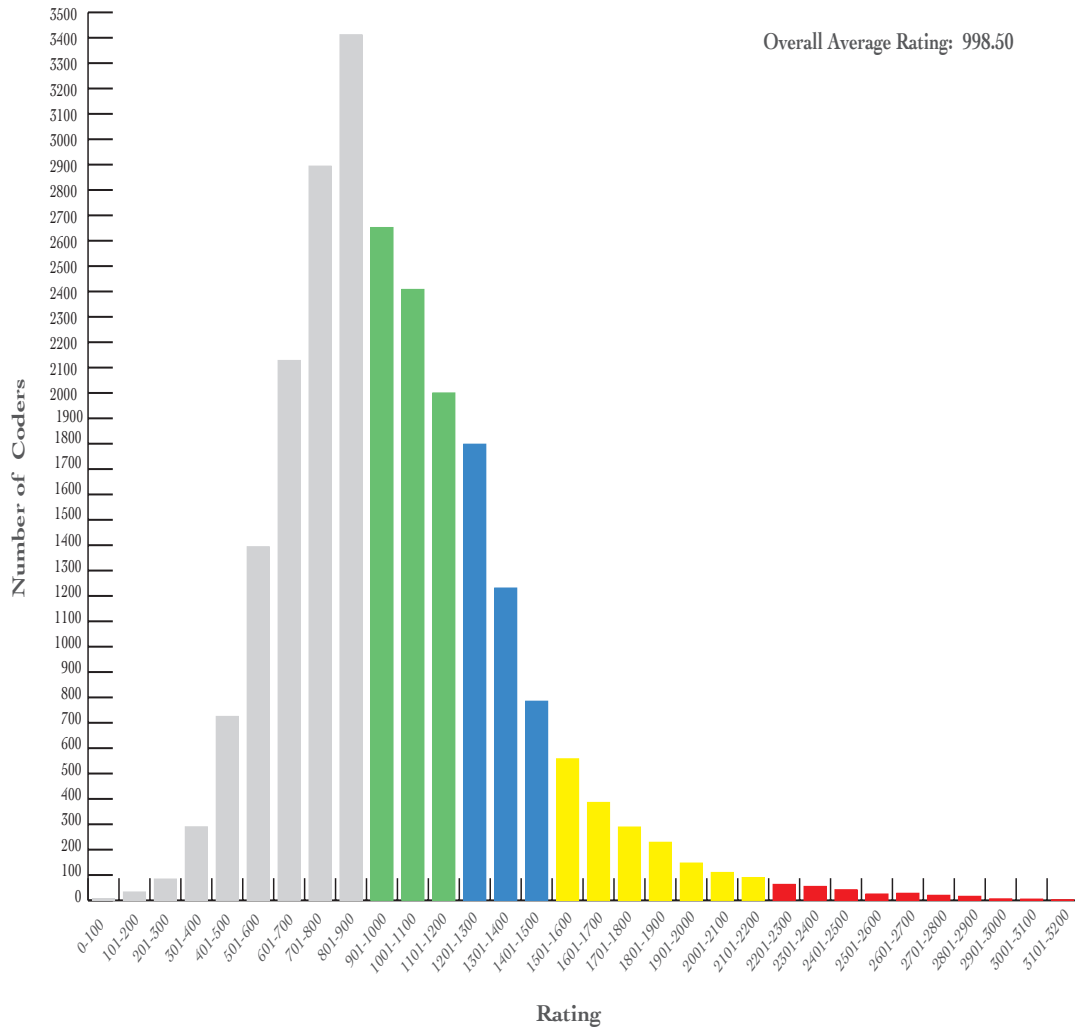
## Rated Members Growth (Quarterly)



# RATING DISTRIBUTION

APRIL 2008

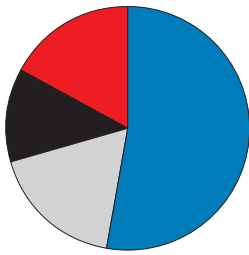
EVALUATING THE PROBLEM SOLVING SKILLS AND TECHNICAL ABILITIES OF OUR MEMBERS



# STUDENT DEMOGRAPHICS

APRIL 2008

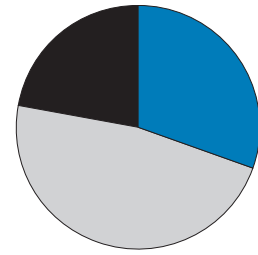
REACH PEOPLE COMMITTED TO LEARNING THE TECHNOLOGY OF TOMORROW



Students

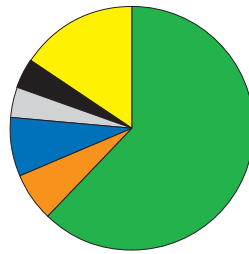
Primary Interest in TopCoder

■ Technology Competition	52.79%
■ Cash Prize	17.76%
■ Employment	12.39%
■ Creative Competition	17.06%



Looking for Employment

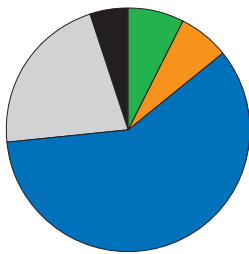
■ Actively	30.44%
■ Somewhat	47.43%
■ No	22.13%



College Major

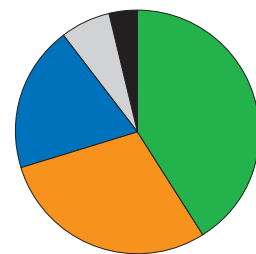
■ Computer Science	62.15%
■ Electrical Engineering	6.46%
■ Software Engineering	7.81%
■ Mathematics	4.03%
■ Computer Inf. Systems	3.96%
■ *Other	15.59%

\*Includes: Mechanical Engineering, Physics, MIS, Game Design, etc.



Degree Representation

■ High School	7.42%
■ Associates	6.74%
■ Bachelors	59.22%
■ Masters	21.55%
■ Doctorate	5.07%

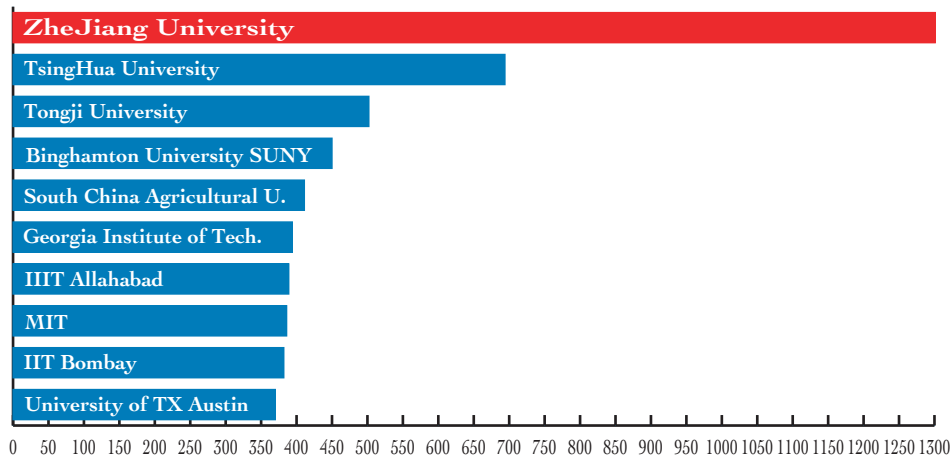


Graduating Classes

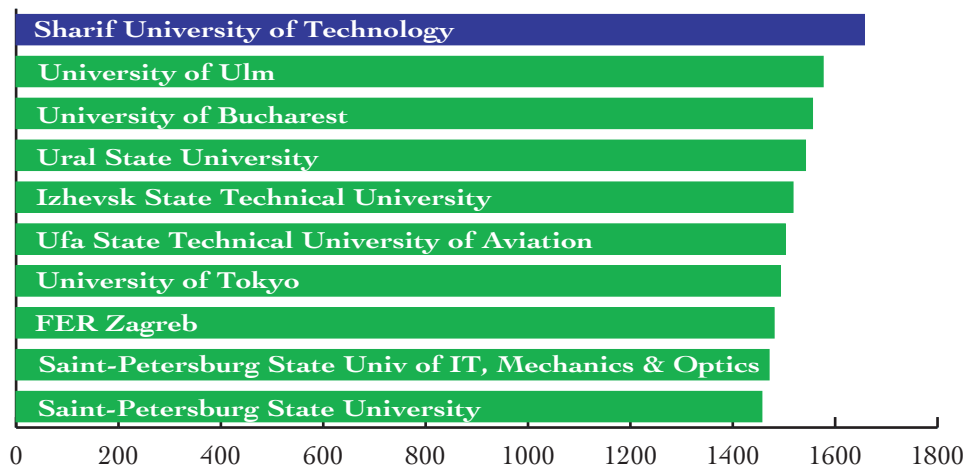
■ 2008	40.99%
■ 2009	29.27%
■ 2010	19.34%
■ 2011	6.64%
■ 2012 and later	3.76%

BUILDING RELATIONSHIPS WITH THE WORLD'S TOP TECHNICAL TALENT

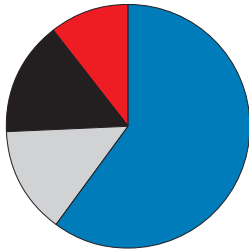
## Top Ten Schools by Membership



## Top Ten Rated Schools



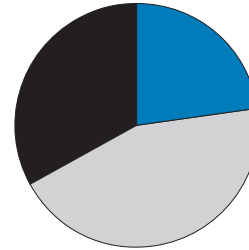
ATTRACTING THE BUILDERS, INFLUENCERS, AND BUYERS OF TECHNOLOGY



Professionals

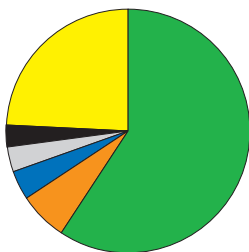
Primary Interest in TopCoder

■ Technology Competition	60.07%
■ Cash Prize	14.22%
■ Employment	15.17%
■ Creative Competition	10.54%



Looking for Employment

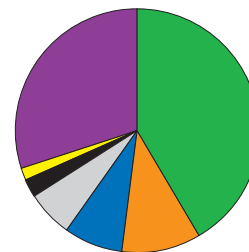
■ Actively	22.77%
■ Somewhat	44.19%
■ No	33.04%



Industry Representation

■ Computer - Software	59.24%
■ Computer - Consultant	6.46%
■ Systems Software Dev.	3.87%
■ Financial Services	3.32%
■ Computer - Networking	2.89%
■ *Other	24.22%

\*Includes: Computer - Hardware, Education, Engineering, R&D, etc.



Job Title

■ Application Developer	41.51%
■ Software Architect	10.50%
■ Software Team Leader	7.80%
■ Systems Analyst/Designer	6.16%
■ Project Manager	2.39%
■ Applications Dev. Mgr.	1.63%
■ *Other	30.01%

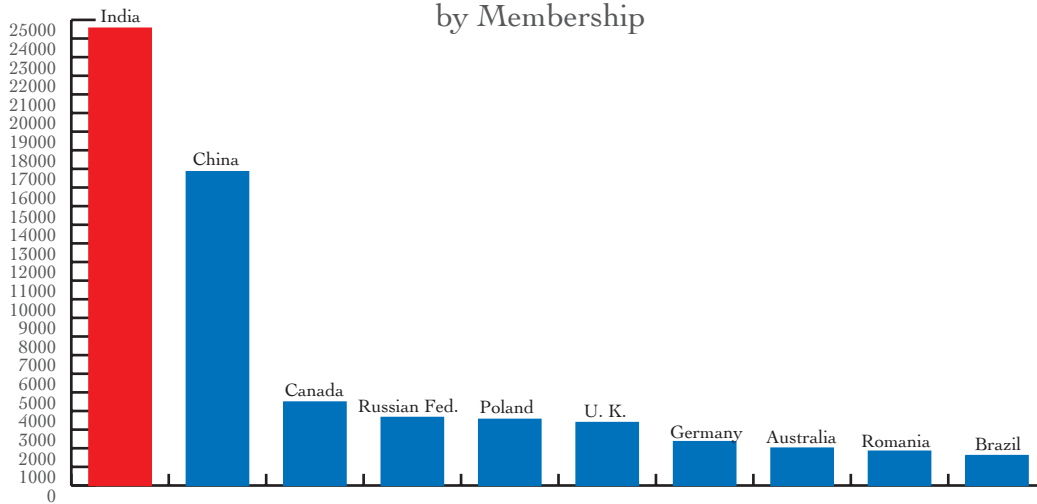
\*Includes: CIO, Technical VP, Database Designer, etc.

PROFESSIONAL MEMBERS REPRESENT THE WORLD'S TOP CORPORATIONS

- Accenture
- AOL
- Avnet
- BMC Software
- Cisco Systems
- Citigroup
- Computer Associates
- Computer Sciences Corp.
- Compuware
- Cognizant Technology Solutions
- Eastman Kodak
- EDS
- Ford Motor Company
- Gateway
- General Dynamics
- General Electric
- Google
- HCL Technologies
- HP
- IBM
- Infosys
- Intel
- Lockheed Martin
- Lucent Technologies
- MassMutual Financial Group
- Microsoft
- Motorola
- Nokia
- Northrop Grumman
- Nortel Networks
- Nvidia
- OfficeMax
- Oracle
- Procter & Gamble
- Raytheon
- SAIC
- Sapient
- Sears
- Siemens
- Sun Microsystems
- Symbol Technologies
- Trilogy
- TRW Systems
- UBS
- Verizon
- Wachovia
- Wipro
- Yahoo!

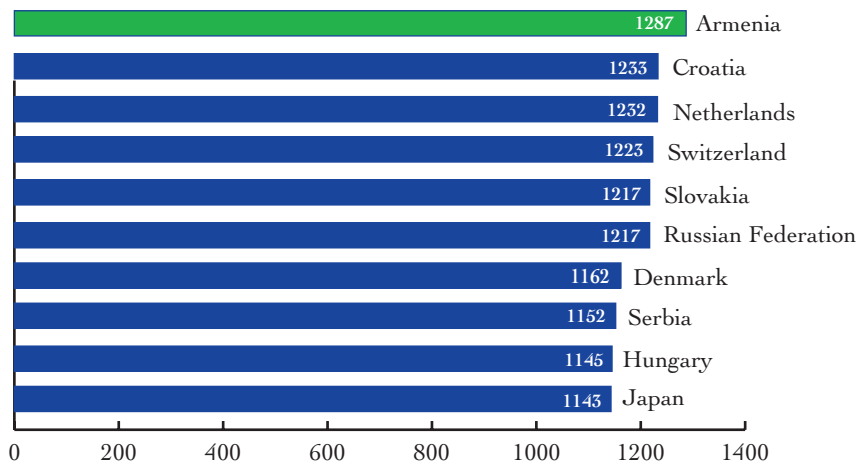
TOPCODER'S MEMBERSHIP BASE IS WORLDWIDE  
95,502 INTERNATIONAL MEMBERS FROM 222 COUNTRIES

\*Top 10 Countries  
by Membership



\*Not including United States (49,054 members)

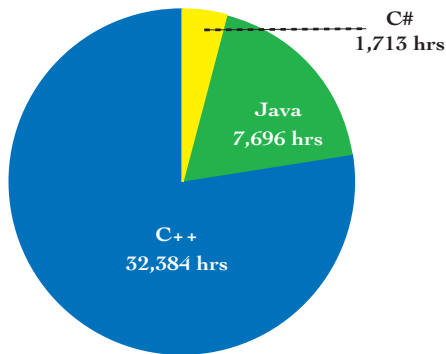
Top 10 International Rated Countries





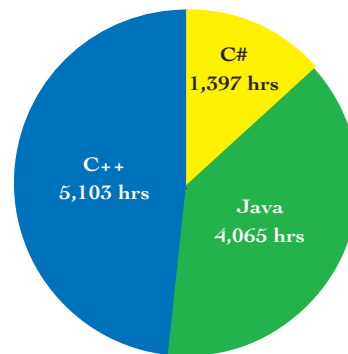
## TIME SPENT LEARNING AND COMPETING IN THE TOPCODER APPLETS

**Student Members**  
41,793 hours online



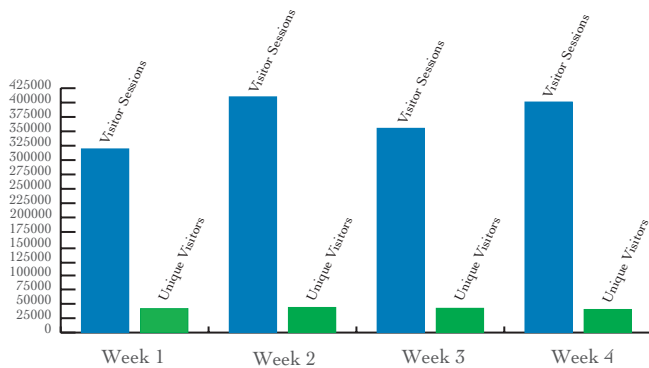
March 2008

**Professional Members**  
10,565 hours online



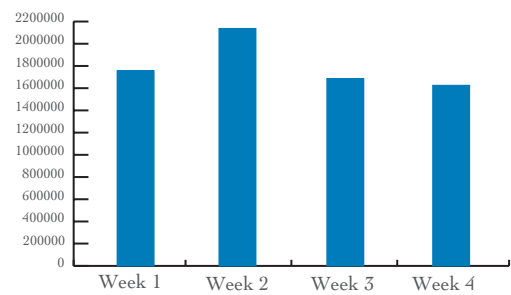
March 2008

Web Site Statistics



March 2008

Page Views



March 2008